



TB CONFERENCE 07 JUNE 2021



Department of Mineral Resources and Energy

DR Lindiwe Ndelu
CHIEF DIRECTOR OCC HEALTH

TB STATS IN SAMI



mineral resources
& energy

Department:
Mineral Resources and Energy
REPUBLIC OF SOUTH AFRICA

al resources



Presentation Outline

- Introduction
- Background
- 2014 TB and HIV milestones
- Mine Compliance in 2020 (DMR 164)
- TB Screening Trends
- TB and TB/HIV Co-infection in all Mines
- TB Data Elements per commodity
- TB incidence trends
- TB data per commodity
- Challenges
- Suggested Interventions



mineral resources
& energy

Department:
Mineral Resources and Energy
REPUBLIC OF SOUTH AFRICA



INTRODUCTION

- World Tuberculosis (TB) Day is commemorated annually on the 24th of March across the globe in recognition of the date, in 1882, when Dr Robert Koch announced his discovery of Mycobacterium tuberculosis, the bacillus that causes tuberculosis.
- The United Nations agencies and global community began commemorating World TB Day in 1982 in recognition of the increase in TB infections and the ravaging effects of the disease
- South Africa began commemorating World TB Day in 1996 after the formation of the National TB Control Programme.
- Global themes for World TB Day are determined annually by the World Health Organisation (WHO) in line with the priorities at the time
- Global themes are permeated with the country's particular circumstances to ensure relevance and focus
- SAMI is guided by both hence our current theme: “the clock is ticking...defeat TB ...now and forever in SAMI..”



mineral resources
& energy

Department:
Mineral Resources and Energy
REPUBLIC OF SOUTH AFRICA



INTRODUCTION

- The global theme for 2021 World TB Day was retained “**It’s Time**”, as it was in 2020.
- Similarly, and in line with the drive to end TB as a public health threat by the year 2030 (Sustainable Development Goals),
 - South Africa retained the national theme: “**Cheka Impilo: It’s time to end TB**”
- The goal of South Africa’s 2021 campaign is that leaders, particularly all healthcare workers as well as parliamentarians and legislators, lead the efforts of rapidly finding missing TB patients with the thrust to:
 - increase awareness of TB among leaders; and
 - mobilise leaders to lead efforts to end TB.

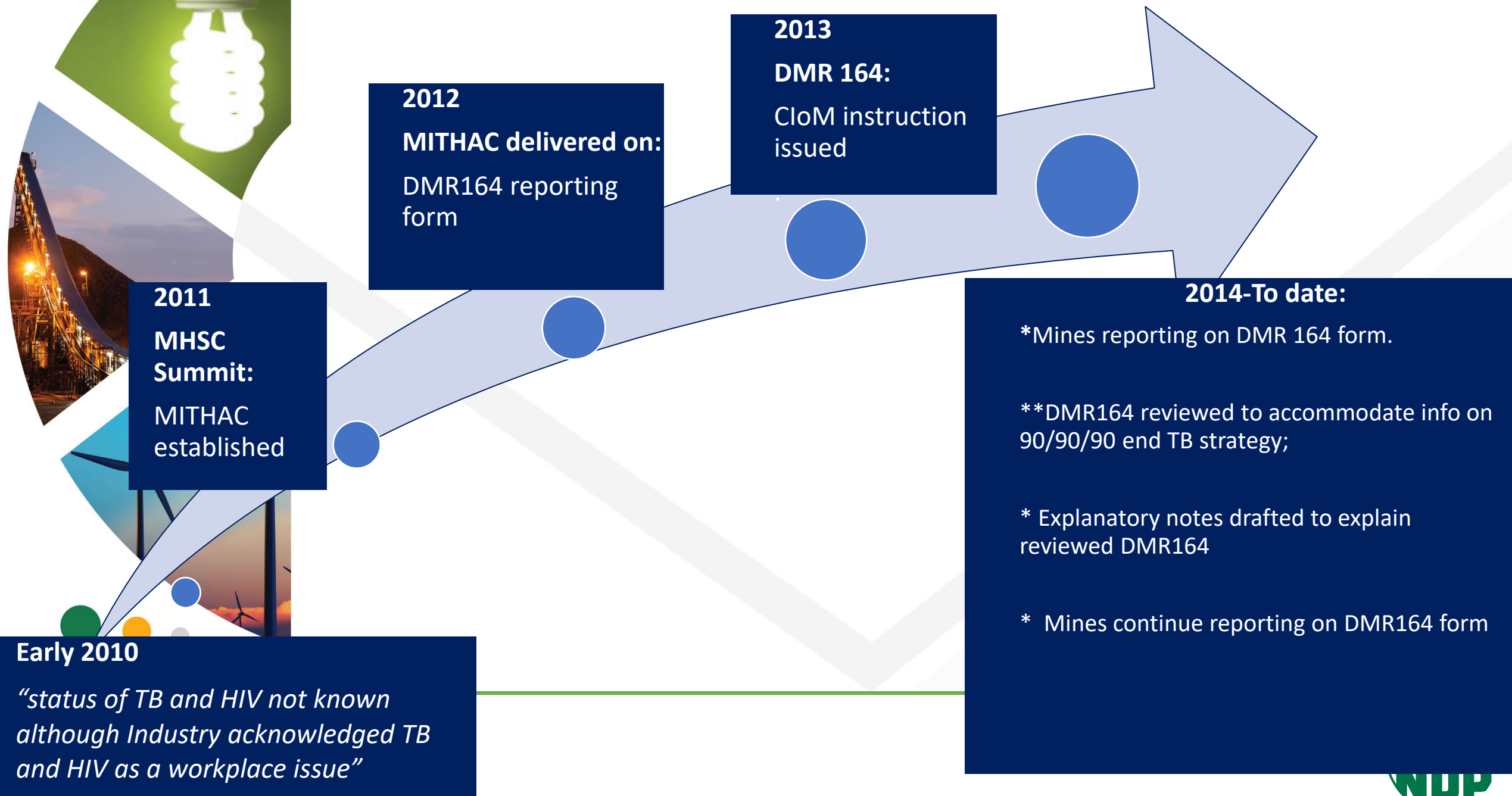


mineral resources
& energy

Department:
Mineral Resources and Energy
REPUBLIC OF SOUTH AFRICA



Background of TB in SAMI



2014 TB Milestones

Reduction and Prevention of TB

By December 2024, the TB incidence rate should be at or below the National TB incident rate.

Reduction and Prevention of HIV and AIDS

100% of employees should be offered HIV Counselling and Testing (HCT) annually with all eligible employees linked to an Antiretroviral Therapy Treatment (ART) Programme as per the National Strategic Plan (NSP).



mineral resources
& energy

Department:
Mineral Resources and Energy
REPUBLIC OF SOUTH AFRICA



Compliance of mines in 2020

| | GOLD | COAL | PLATINUM | DIAMOND | OTHER COMMODITIES | Total |
|---|------------------------|-------------------------|------------------------|------------------------|-------------------------|----------------------|
| MEASURE | Number of Mines: 72 | Number of Mines: 135 | Number of Mines: 64 | Number of Mines: 89 | Number of Mines: 415 | Total Mines: 775 |
| | Employees: 88595 | Employees: 112173 | Employees: 165579 | Employees: 13595 | Employees: 102126 | Employees: 482068 |
| Integrated HIV and TB policy | 63 | 132 | 61 | 85 | 371 | 712(91.9%) |
| Integrated HIV and TB Programme | 39 | 128 | 57 | 7 | 225 | 456(58.8%) |
| HIV & TB Programme budget | 40 | 101 | 59 | 6 | 156 | 362(46.7%) |
| Monitoring and evaluation system for TB and HIV Programmes. | 39 | 129 | 59 | 7 | 210 | 444(57.3%) |



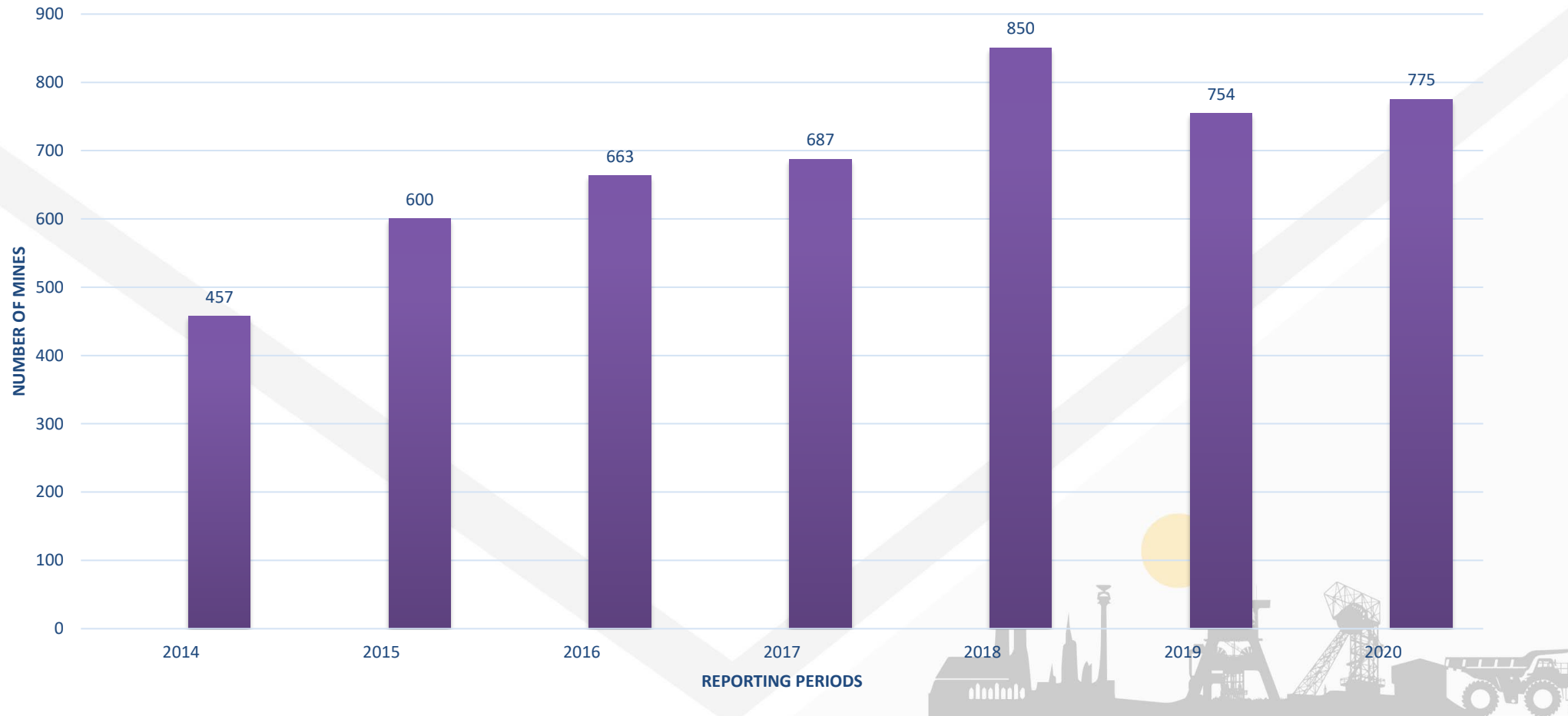
**mineral resources
& energy**

Department:
Mineral Resources and Energy
REPUBLIC OF SOUTH AFRICA



Trends of DMRE 164 Submissions

TRENDS OF SUBMISSION

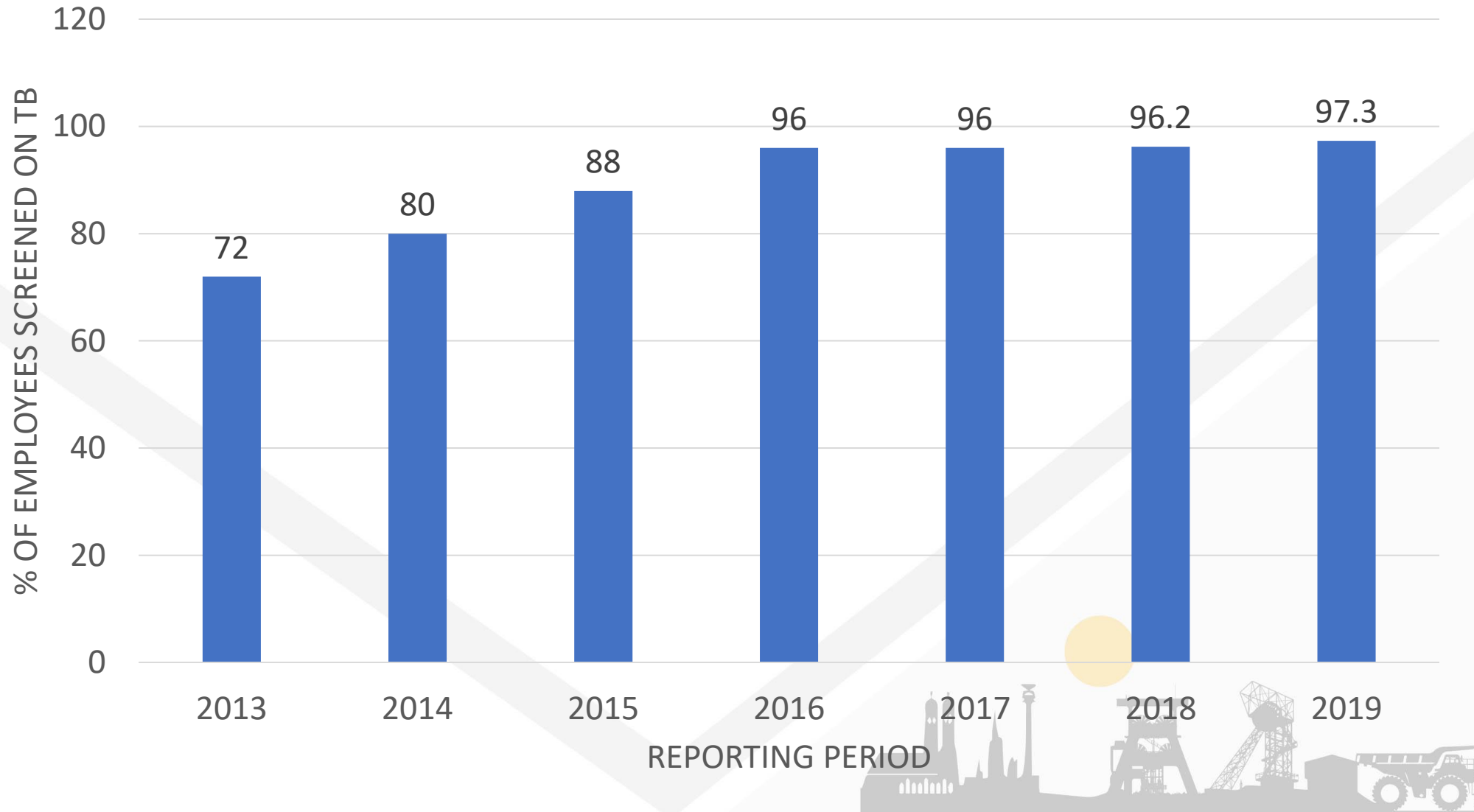


mineral resources
& energy

Department:
Mineral Resources and Energy
REPUBLIC OF SOUTH AFRICA



Trends of TB screening



mineral resources
& energy

Department:
Mineral Resources and Energy
REPUBLIC OF SOUTH AFRICA



Data elements: 2019-2020

| | GOLD | COAL | PLATINUM | DIAMOND | OTHER COMMODITIES | Total |
|-----------------------|------------------|------------------|------------------|------------------|----------------------|--------------|
| Data Elements | Number of Mines: | Number of Mines: | Number of Mines: | Number of Mines: | Number of Mines | Total Mines: |
| | 72 | 135 | 64 | 89 | 415 | 775 |
| | Employees: | Employees: | Employees: | Employees: | Employees: | Employees: |
| | 88595 | 112173 | 165579 | 13595 | 102126 | 482068 |
| Screened for TB | 85397 | 96988 | 162392 | 12655 | 92383 | 455691 |
| | 96.4% | 86.5% | 98.1% | 93.1% | 90.5% | 94.5% |
| Diagnosed with TB | 1038 | 143 | 390 | 16 | 139 | 1726 |
| | 1.2% | 0.1% | 0.2% | 0.1% | 0.2% | 0.4% |
| On TB treatment | 1033 | 142 | 370 | 16 | 115 | 1676 |
| | 99.5% | 99.3% | 94.9% | 100% | 82.7% | 97.3% |
| Diagnosed with MDR-TB | 20 | 4 | 9 | 1 | 12 | 46 |
| | 1.9% | 2.8% | 2,3% | 0.0% | 8.6% | 2,7% |
| Diagnosed with XDR-TB | 0 | 0 | 1 | 1 | 9 | 11 |
| | 0.0% | 0.0% | 0.3% | 0.0% | 6.5% | 0.6% |



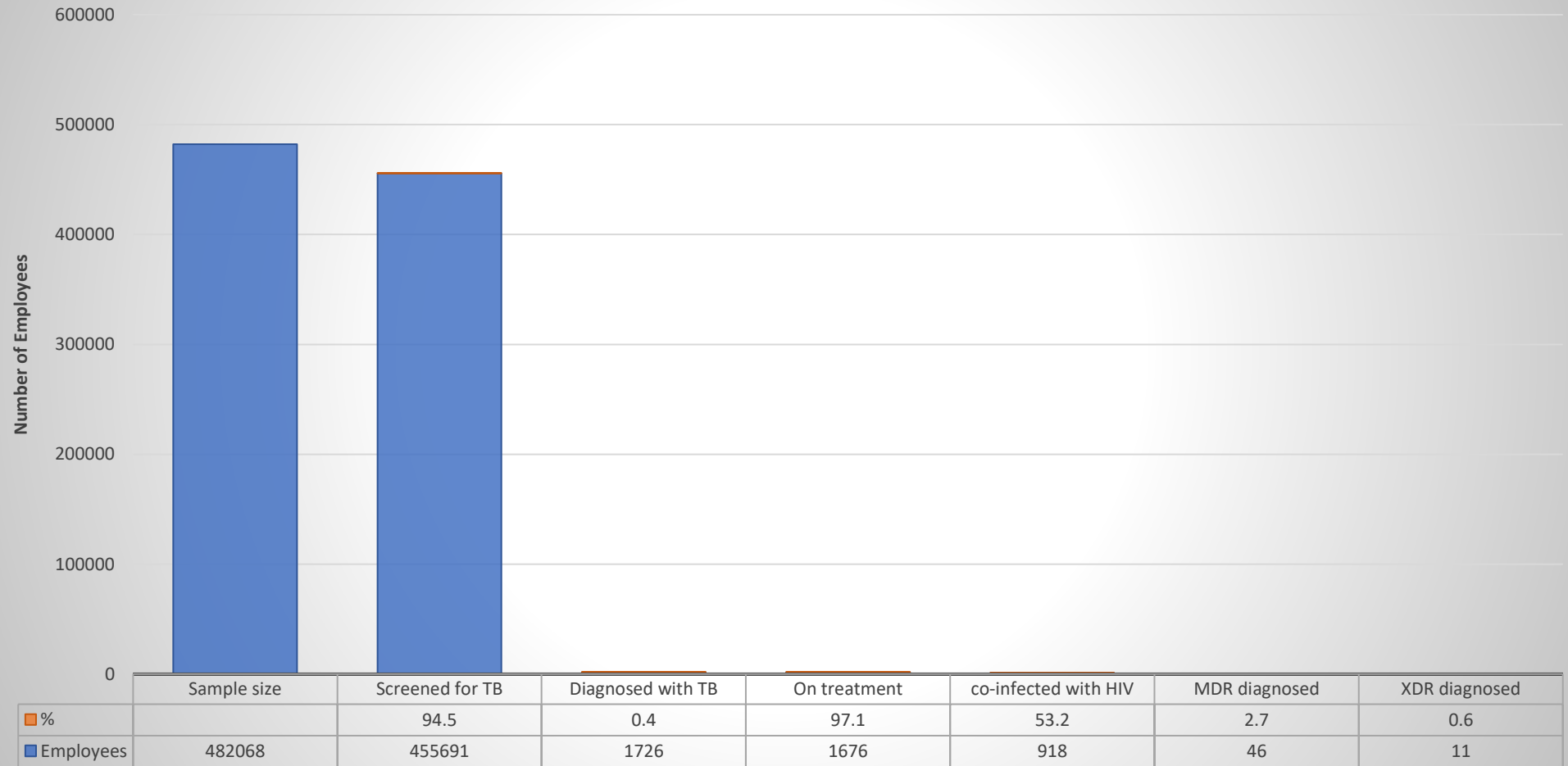
**mineral resources
& energy**

Department:
Mineral Resources and Energy
REPUBLIC OF SOUTH AFRICA



TB/HIV Co-infection in all mines

TB and Tb and HIV Co-infection Data 2020



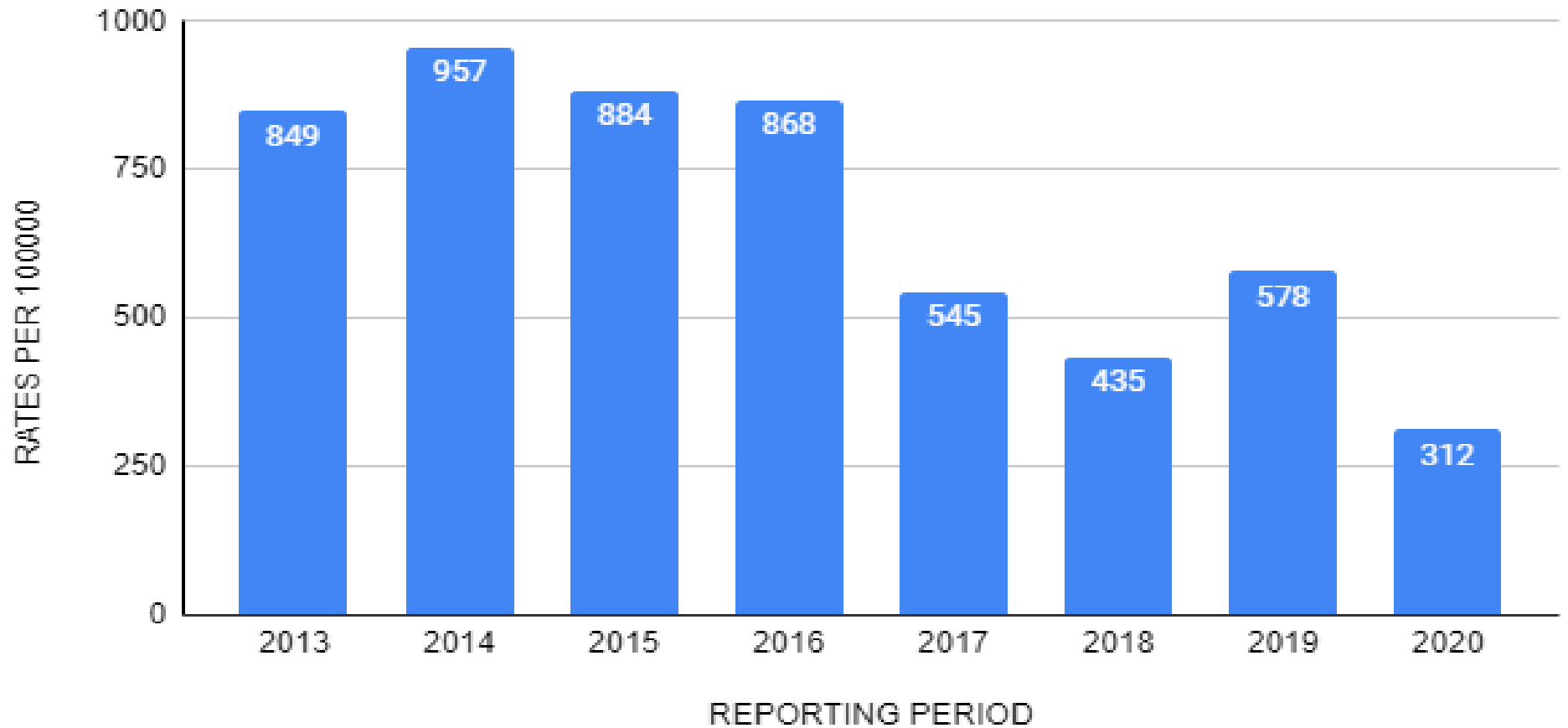
**mineral resources
& energy**

Department:
Mineral Resources and Energy
REPUBLIC OF SOUTH AFRICA



TB Incidence Trends

TB INCIDENCE TRENDS



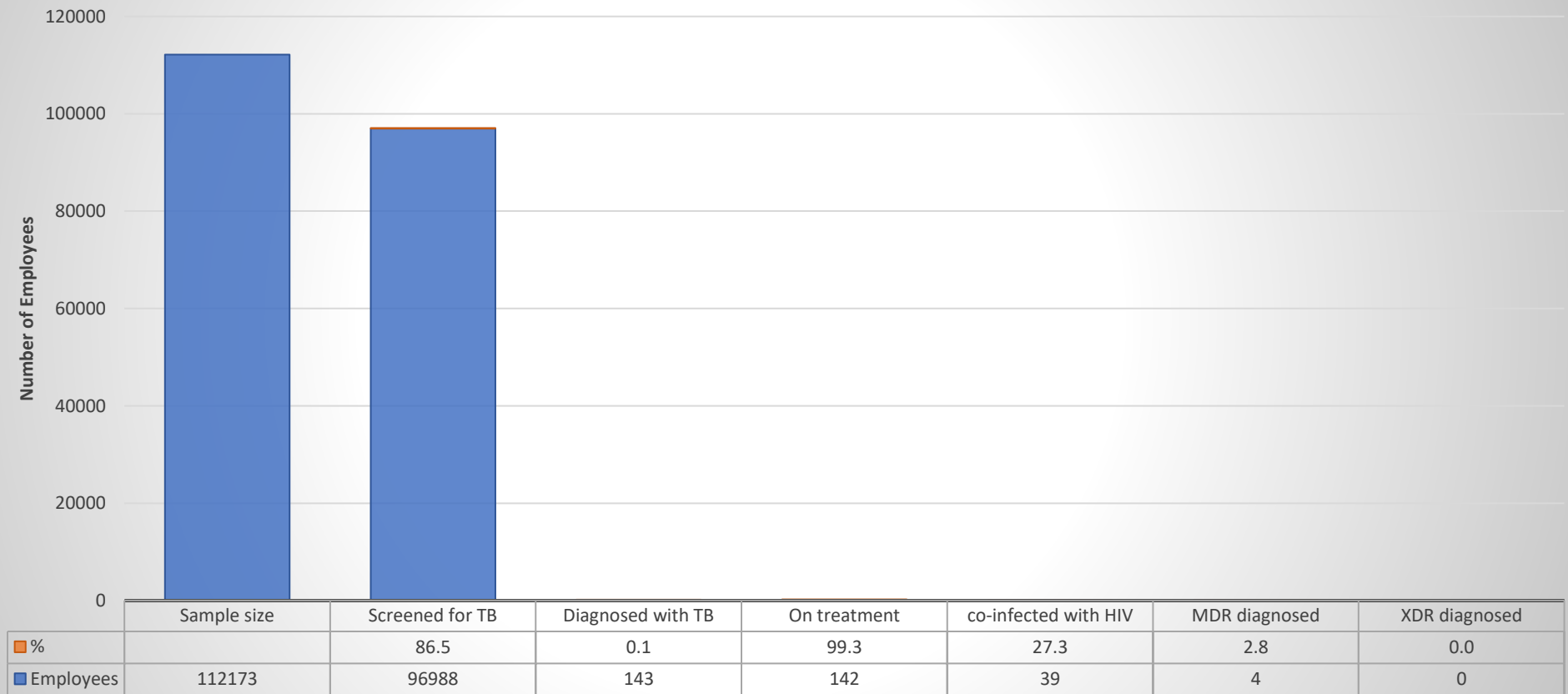
mineral resources
& energy

Department:
Mineral Resources and Energy
REPUBLIC OF SOUTH AFRICA



Coal Sector)

Tb /HIV Co-infection and TB Data 2020 (Coal Sector)



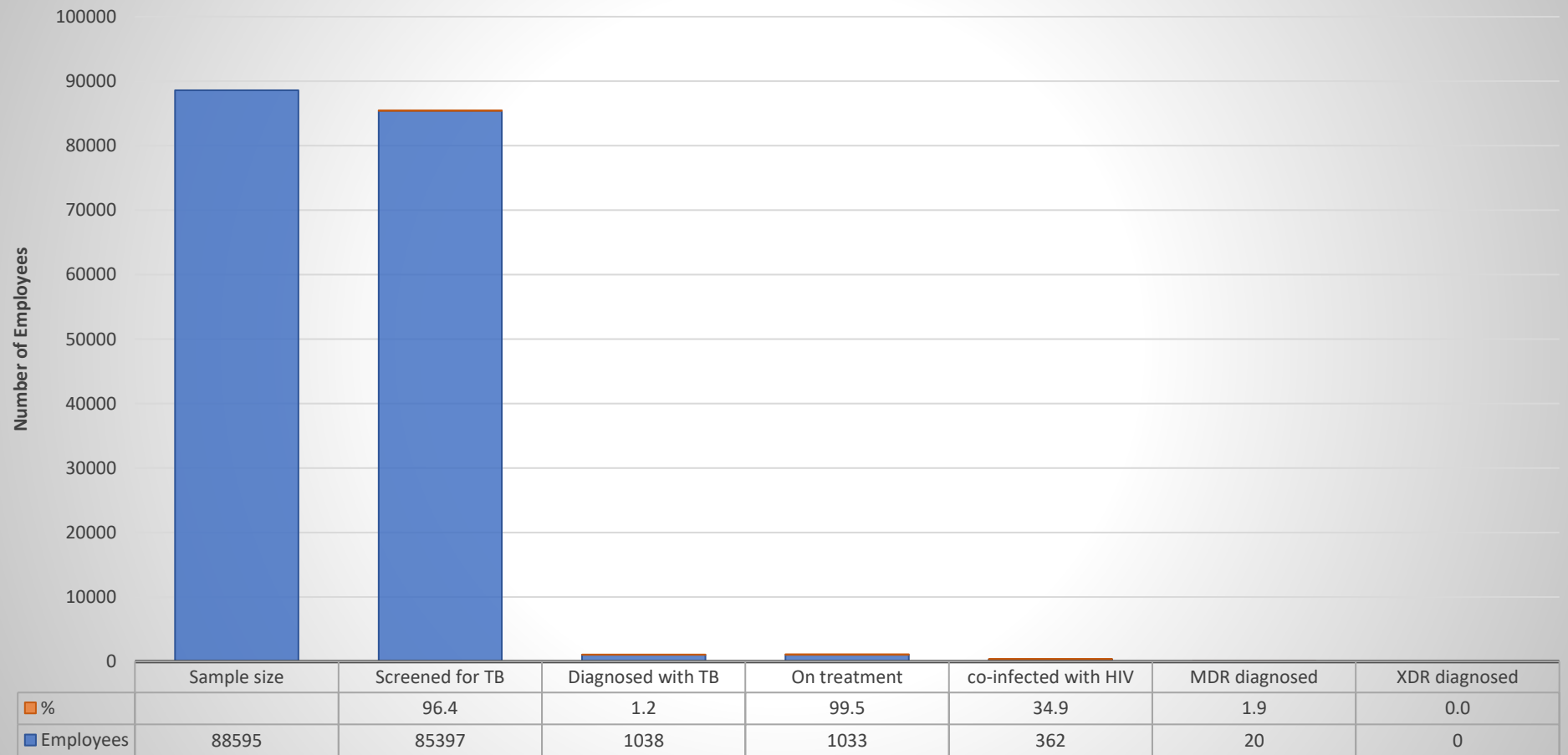
**mineral resources
& energy**

Department:
Mineral Resources and Energy
REPUBLIC OF SOUTH AFRICA



Gold Sector

TB Data 2020 Gold Sector



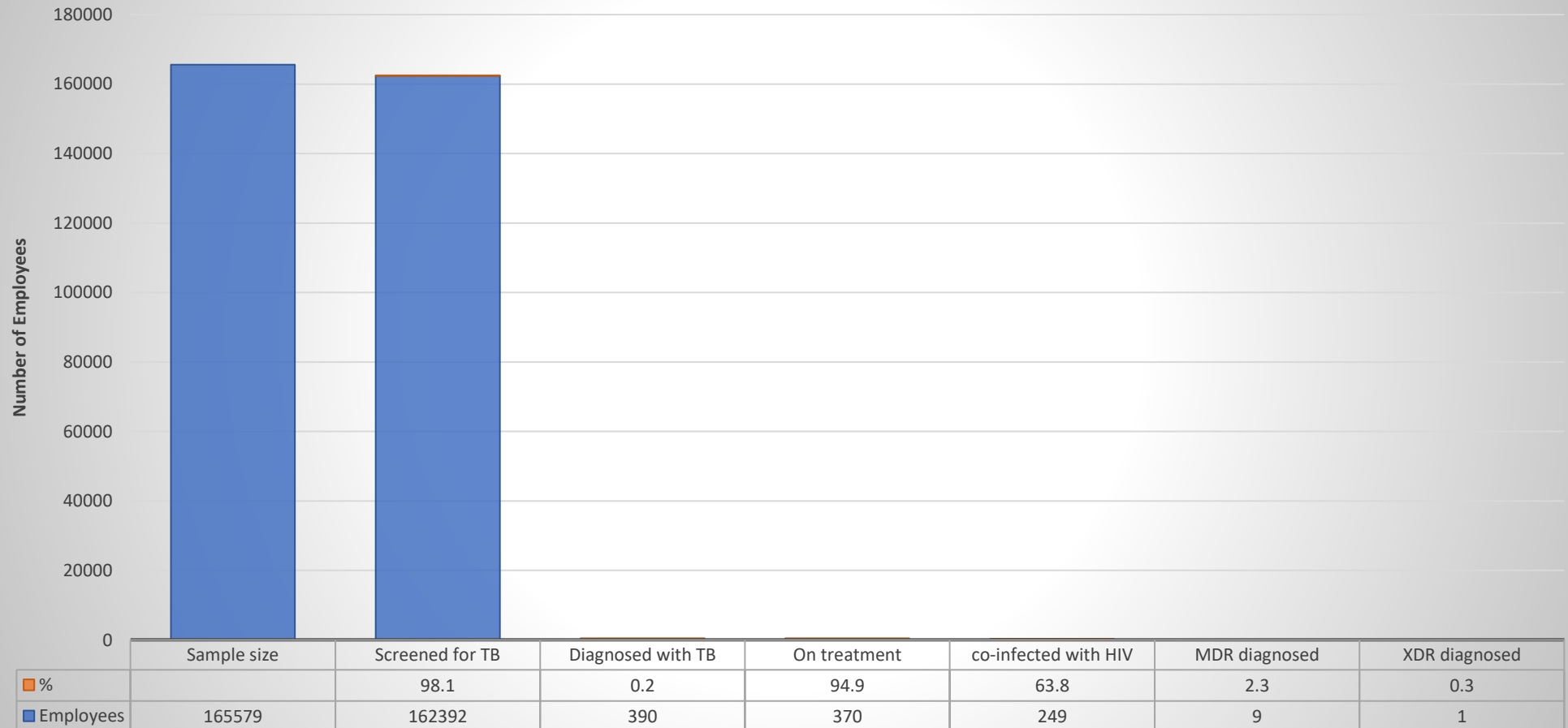
mineral resources
& energy

Department:
Mineral Resources and Energy
REPUBLIC OF SOUTH AFRICA



Platinum Sector

TB Data 2020 Platinum Sector



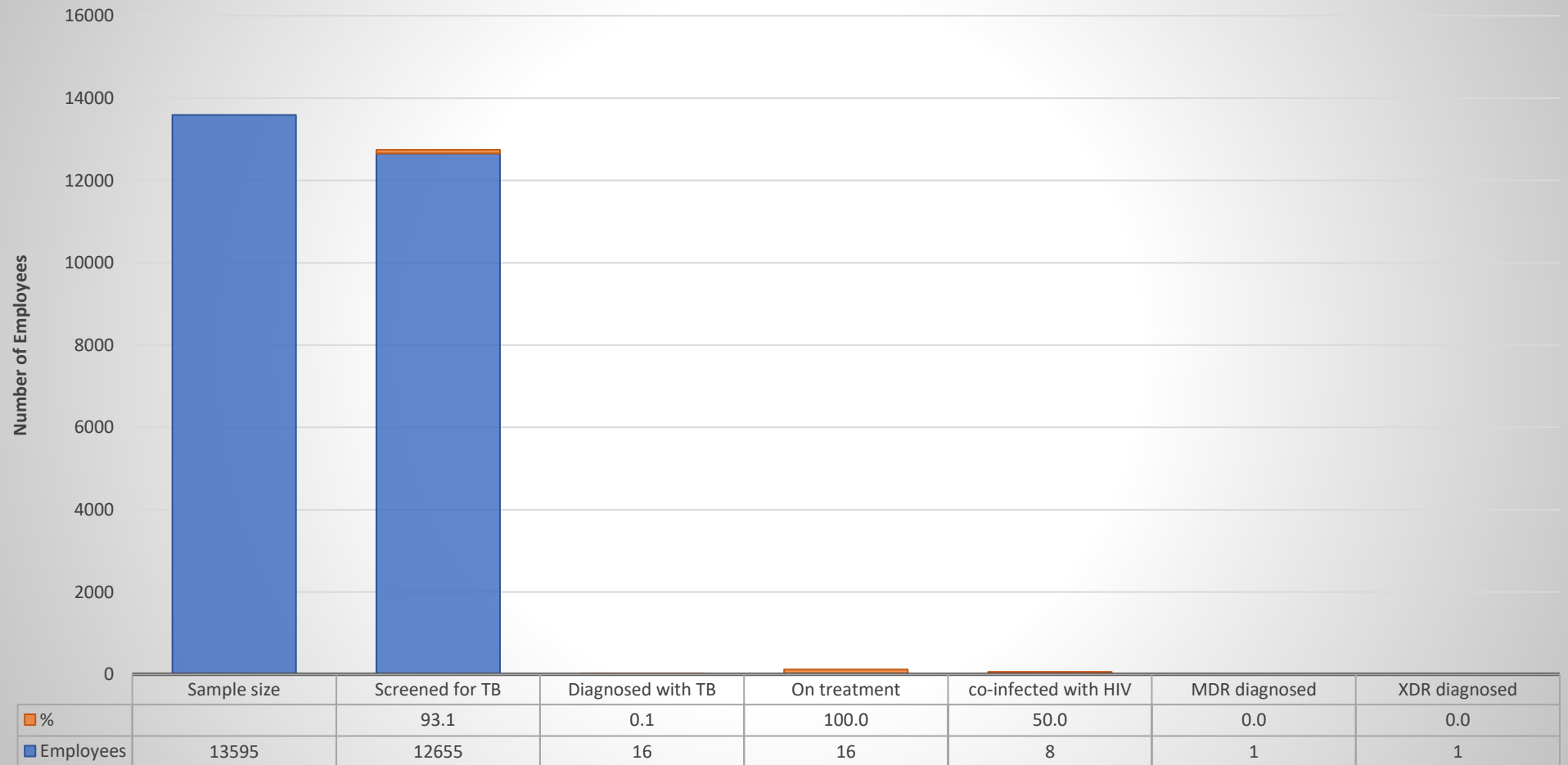
mineral resources
& energy

Department:
Mineral Resources and Energy
REPUBLIC OF SOUTH AFRICA



Diamonds Sector

TB Data 2020 (Diamonds)



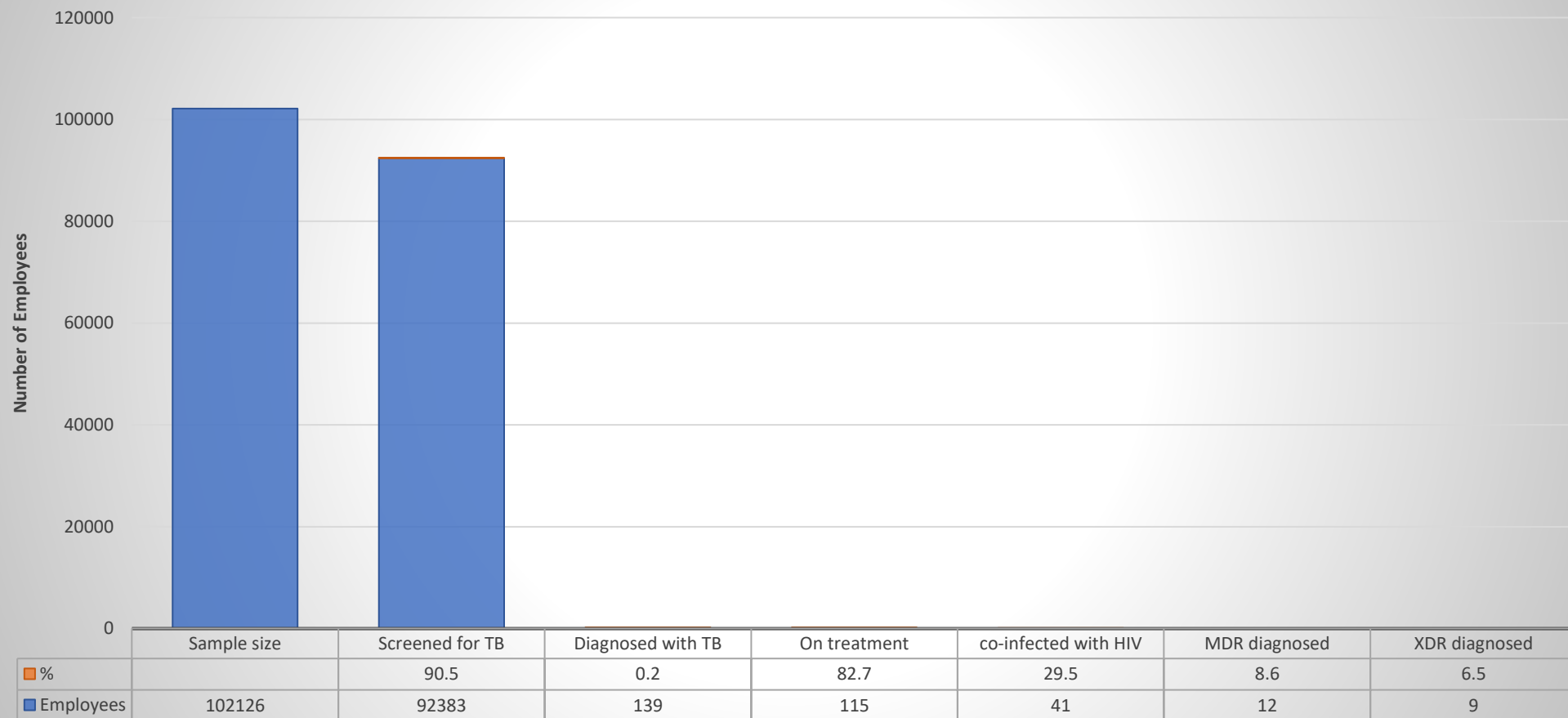
mineral resources
& energy

Department:
Mineral Resources and Energy
REPUBLIC OF SOUTH AFRICA



Other Commodities

TB Data 2020 (Other Commodities)



mineral resources
& energy

Department:
Mineral Resources and Energy
REPUBLIC OF SOUTH AFRICA



Key Challenges

- Lack of reporting by other mines.
- Companies that outsource management of TB Programme -no data available for diagnosed and treated cases
- Manual capturing of data- affects quality
- COVID threatens to reverse progress in reducing the global burden of TB



mineral resources
& energy

Department:
Mineral Resources and Energy
REPUBLIC OF SOUTH AFRICA



Planned Interventions

- To conduct workshops on DMR 164 Form in all regions
- To encourage Mines that are not reporting to report.
- To develop a Web –based reporting system mines on TB and HIV.
- To continue Strengthening TB programmes despite Covid-19
- New strategies for TB and HIV management in the in Covid-19 times
Must be developed.



mineral resources
& energy

Department:
Mineral Resources and Energy
REPUBLIC OF SOUTH AFRICA



Thank You



**mineral resources
& energy**

Department:
Mineral Resources and Energy
REPUBLIC OF SOUTH AFRICA

